



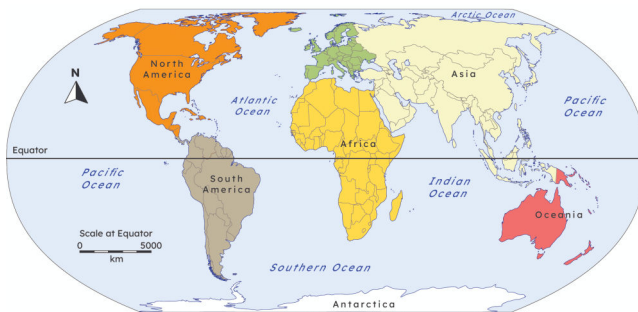
The Glapton Academy

Year 1 & 2 Newsletter

Spring 1 & 2



Our Big Question What makes our world wonderful?



We are learning all about The world we live in.

We are looking at the continents and oceans. Finding where we live in the world and what human and physical features are.

We will be visiting London again and using our prior knowledge to help identify human and physical features. We don't stop at London though as we will travel across the globe to India and compare human and physical features from New Dehli.

Book recommendation



We Are Here by Oliver Jeffers is a lovely picture book that helps children understand our world. It shows what Earth looks like, talks about land, sea, animals, and people, and reminds us to be kind and look after each other and our planet. The pictures are bright and fun, and the words are easy to understand. It's like a guide for living on Earth, written with love and care.

Homework

All children will be given homework every Friday, which must be completed and handed in by the following Thursday.

Homework will provide an opportunity for children to consolidate their learning in Maths and English that has taken place in school. This will be set weekly.



Throughout this Block of learning we would love for you to make your own world map and add interesting facts to it.

Create some tin foil animals and label the key parts of an animal. You could visit a local farm to see animals being

Take some pictures of work labelling different exploring different materials or create something for an animal thinking of the properties of those materials.

English

We will be starting the new year by writing a non-chronological report with a geography focus based on the book "Here We Are" by Oliver Jeffers.



Lots of work on plurals and non-plurals too. We will then continue on the Oliver Jeffers journey by writing a narrative "Lost and Found". We will also be looking at the suffix ing and using exclamation marks.

Maths

During this block, we will be focusing on our place value skills using pictorial and concrete representations.

In Year 1, we will be:

- Learning about Place Value within 20
- Addition and Subtraction within 20
- Place Value within 50
- Length and Height
- Mass and Volume

Our Year 2 children will be:

- Shape
- Money
- Multiplication and Division
- Length and Height
- Mass, Capacity and Temperature

Keep collecting those coins on TT Rock Stars too
There will be some class battles. Time to take on the other classes.



Maths Vocabulary

- Tens
- Ones
- Place Value
- Numerals
- Words
- More
- Less
- Fewer
- Multiply
- Divide
- Groups
- Share
- Equally

Reading Books

Please continue to encourage your child to read every day and record this on their reading sheet. The children love their “Reading Rocketeers” challenge, and the aim is to get to “space” (200 reads) by the end of the academic year. After every 20 reads, they will get one step closer to space and will be rewarded with a token which they can “spend” on prizes and, of course, books!



Spellings

All children will be given spelling words to learn each **Friday**.

These should be practised at home as often as possible and different words with the same spelling pattern will be tested in school the following week.

PE

Our PE day will be a
Tuesday for Willow
Tuesday for Chestnut
Thursday for Beech this half term.

Please ensure your child has the correct PE kit clearly labelled with their name. Earrings must be removed for this day.

PE kit consists of:

Plain white t-shirt
Black shorts or jogging bottoms
Plimsolls or Trainers
Plain black hoodie or sweatshirt for outdoor PE

Dates for your diary

- W/C 2nd February—National Storytelling Week
- W/C 9th February—Children’s Mental Health Week
- 10th February—Safer Internet Day
- 2nd, 3rd, 4th March—Book Fair
- 5th March—World Book Day
- 13th March—Family Breakfast
- 16th March—Family Breakfast
- 26th March—Egg Decorating Day

We look forward to working you and your child this half term.

Miss Morjaria,
Mrs Lees
Mr Payne