

# The Glapton Academy (URN: 140239)




This is a new academy which opened on 1 October 2013.

Go to [Glapton Primary and Nursery School](#) for the previous record.




## Key stage 2 results over 3 years

This is revised data for 2018/19.




### Progress in reading

	2017	2018	2019
Number of pupils	37	43	40
Pupils with adjusted scores	N/A	0	4
School progress score	-0.79	2.05	-2.42
Confidence interval	-2.8 to 1.2	0.2 to 3.8	-4.3 to -0.5
Progress banding	 Average	 Above average	 Below average
Local authority average	0.37	0.71	0.81
National average	0.00	0.03	0.03

### Progress in writing

	2017	2018	2019
Number of pupils	37	43	40
Pupils with adjusted scores	N/A	0	0
School progress score	0.79	0.52	1.21
Confidence interval	-1.1 to 2.7	-1.2 to 2.2	-0.6 to 3.0
Progress banding	 Average	 Average	 Average
Local authority average	0.81	0.88	1.04
National average	0.00	0.03	0.03

## Progress in maths

	2017	2018	2019
Number of pupils	37	43	40
Pupils with adjusted scores	N/A	0	0
School progress score	-0.99	3.24	-1.24
Confidence interval	-2.8 to 0.8	1.6 to 4.8	-2.9 to 0.4
Progress banding	 Average	 Well above average	 Average
Local authority average	1.08	1.28	1.25
National average	0.00	0.03	0.03

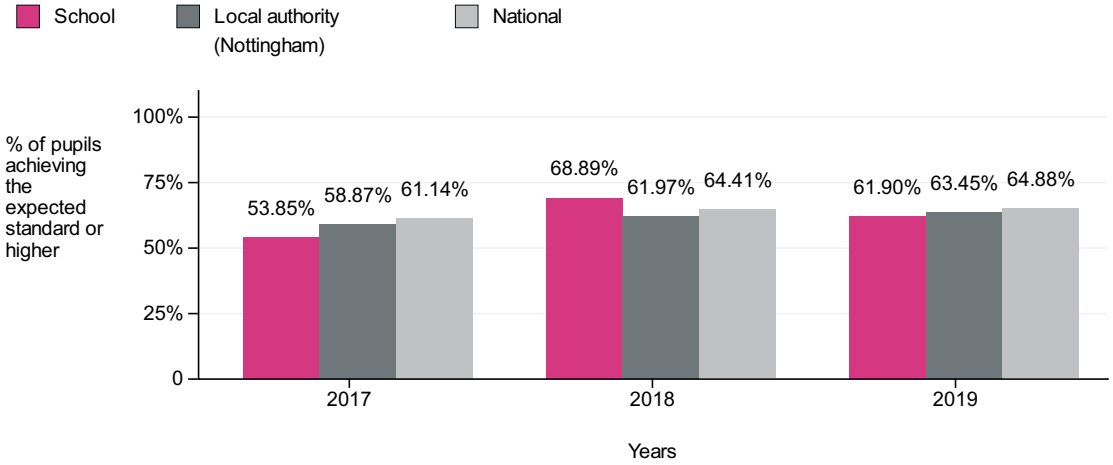
# Reading, writing and maths combined

## Percentage of pupils achieving the expected standard or higher

Number of pupils in 2017 = 39

Number of pupils in 2018 = 45

Number of pupils in 2019 = 42

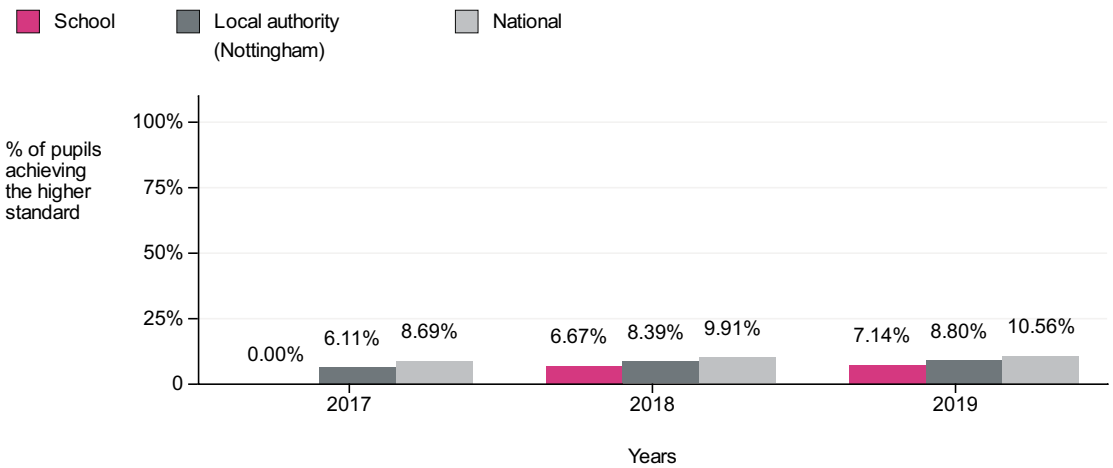


## Percentage of pupils achieving the higher standard

Number of pupils in 2017 = 39

Number of pupils in 2018 = 45

Number of pupils in 2019 = 42



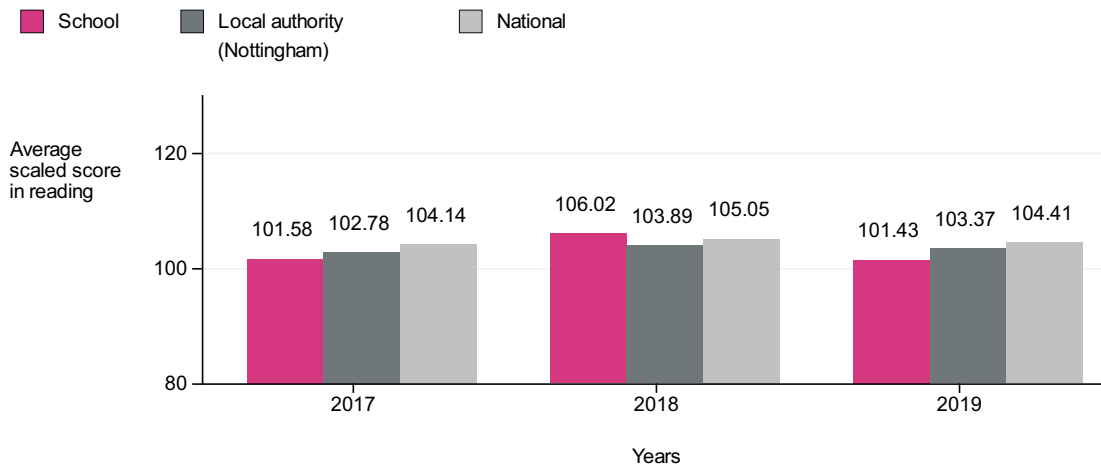
# Average scaled scores in:

## Reading

Number of pupils in 2017 = 39

Number of pupils in 2018 = 45

Number of pupils in 2019 = 42



## Maths

Number of pupils in 2017 = 39

Number of pupils in 2018 = 45

Number of pupils in 2019 = 42

